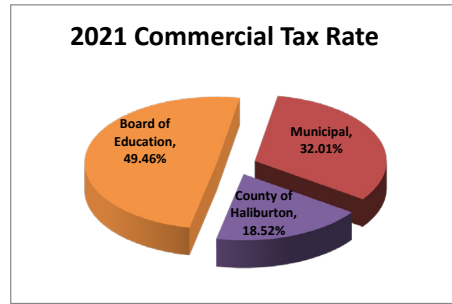
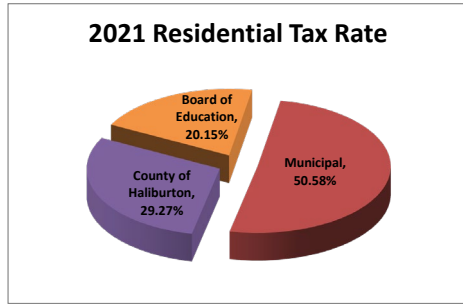


TOWNSHIP OF MINDEN HILLS  
General Tax Rates  
2016 - 2021

Tax Calculation: Assessed Value x Applicable Tax Rate  
2021 Example: 250,000 (Residential (RT) Assessment) x .00759397 = \$ 1,898.49



Class	2016	2017	2018	2019	2020	2021
<b>Residential</b>						
<b>Residential (RT)</b>						
Municipal (Minden Hills)	0.00320843	0.00337298	0.00354121	0.00364817	0.00372662	0.00384133
County (of Haliburton)	0.00184683	0.00193657	0.00199292	0.00210683	0.00214199	0.00222264
Education	0.00188000	0.00179000	0.00170000	0.00161000	0.00153000	0.00153000
<b>Total</b>	<b>0.00693526</b>	<b>0.00709955</b>	<b>0.00723413</b>	<b>0.00736500</b>	<b>0.00739861</b>	<b>0.00759397</b>
<b>Multi-Residential (MT)</b>						
Municipal (Minden Hills)	0.00447063	0.00469991	0.00493432	0.00508336	0.00519267	0.00535251
County (of Haliburton)	0.00257338	0.00269842	0.00277694	0.00293566	0.00298465	0.00309702
Education	0.00188000	0.00179000	0.00170000	0.00161000	0.00153000	0.00153000
<b>Total</b>	<b>0.00892401</b>	<b>0.00918833</b>	<b>0.00941126</b>	<b>0.00962902</b>	<b>0.00970732</b>	<b>0.00997953</b>
<b>Multi-Residential - New (NT)</b>						
Municipal (Minden Hills)	N/A	0.00337298	0.00354121	0.00364817	0.00372662	0.00384133
County (of Haliburton)	N/A	0.00193657	0.00199292	0.00210683	0.00214199	0.00222264
Education	N/A	0.00179000	0.00170000	0.00161000	0.00153000	0.00153000
<b>Total</b>	<b>0.00000000</b>	<b>0.00709955</b>	<b>0.00723413</b>	<b>0.00736500</b>	<b>0.00739861</b>	<b>0.00759397</b>
<b>Commercial &amp; Industrial</b>						
<b>Commercial Occupied (CT)</b>						
Municipal (Minden Hills)	0.00475714	0.00500112	0.00525055	0.00540914	0.00552546	0.00569554
County (of Haliburton)	0.00273830	0.00287136	0.00295490	0.00312380	0.00317593	0.00329550
Education	0.01014050	0.01083593	0.01076325	0.01030000	0.00980000	0.00880000
<b>Total</b>	<b>0.01763594</b>	<b>0.01870841</b>	<b>0.01896870</b>	<b>0.01883294</b>	<b>0.01850139</b>	<b>0.01779104</b>
<b>Commercial New Construction (XT)</b>						
Municipal (Minden Hills)	0.00475714	0.00500112	0.00525055	0.00540914	0.00552546	0.00569554
County (of Haliburton)	0.00273830	0.00287136	0.00295490	0.00312380	0.00317593	0.00329550
Education	0.01014050	0.01083593	0.01076325	0.01030000	0.00980000	0.00880000
<b>Total</b>	<b>0.01763594</b>	<b>0.01870841</b>	<b>0.01896870</b>	<b>0.01883294</b>	<b>0.01850139</b>	<b>0.01779104</b>
<b>Commercial Excess Land (CU)</b>						
Municipal (Minden Hills)	0.00333000	0.00350078	0.00367538	0.00378640	0.00386782	0.00398688
County (of Haliburton)	0.00191681	0.00200995	0.00206843	0.00218666	0.00222315	0.00230685
Education	0.00709835	0.00758515	0.00753428	0.00875500	0.00980000	0.00880000
<b>Total</b>	<b>0.01234516</b>	<b>0.01309588</b>	<b>0.01327809</b>	<b>0.01472806</b>	<b>0.01589097</b>	<b>0.01509373</b>
<b>Commercial Vacant Land (CX)</b>						
Municipal (Minden Hills)	0.00333000	0.00350078	0.00367538	0.00378640	0.00386782	0.00398688
County (of Haliburton)	0.00191681	0.00200995	0.00206843	0.00218666	0.00222315	0.00230685
Education	0.00709835	0.00758515	0.00753428	0.00875500	0.00980000	0.00880000
<b>Total</b>	<b>0.01234516</b>	<b>0.01309588</b>	<b>0.01327809</b>	<b>0.01472806</b>	<b>0.01589097</b>	<b>0.01509373</b>
<b>Commercial New Construction-Excess Land (XU)</b>						
Municipal (Minden Hills)	0.00333000	0.00350078	0.00367538	0.00378640	0.00386782	0.00398688
County (of Haliburton)	0.00191681	0.00200995	0.00206843	0.00218666	0.00222315	0.00230685
Education	0.00709835	0.00758515	0.00753428	0.00875500	0.00980000	0.00880000
<b>Total</b>	<b>0.01234516</b>	<b>0.01309588</b>	<b>0.01327809</b>	<b>0.01472806</b>	<b>0.01589097</b>	<b>0.01509373</b>
<b>Industrial Occupied (IT)</b>						
Municipal (Minden Hills)	0.00551241	0.00579512	0.00608415	0.00626792	0.00640270	0.00659979
County (of Haliburton)	0.00317304	0.00332722	0.00342404	0.00361975	0.00368015	0.00381871
Education	0.01156998	0.01140000	0.01090000	0.01030000	0.00980000	0.00880000
<b>Total</b>	<b>0.02025543</b>	<b>0.02052234</b>	<b>0.02040819</b>	<b>0.02018767</b>	<b>0.01988285</b>	<b>0.01921850</b>
<b>Industrial New Construction (JT)</b>						
Municipal (Minden Hills)	0.00551241	0.00579512	0.00608415	0.00626792	0.00640270	0.00659979
County (of Haliburton)	0.00317304	0.00332722	0.00342404	0.00361975	0.00368015	0.00381871
Education	0.01156998	0.01140000	0.01090000	0.01030000	0.00980000	0.00880000
<b>Total</b>	<b>0.02025543</b>	<b>0.02052234</b>	<b>0.02040819</b>	<b>0.02018767</b>	<b>0.01988285</b>	<b>0.01921850</b>
<b>Industrial Excess Land (IU)</b>						
Municipal (Minden Hills)	0.00385868	0.00405658	0.00425890	0.00438754	0.00448189	0.00461985
County (of Haliburton)	0.00222113	0.00232906	0.00239683	0.00253382	0.00257611	0.00267310
Education	0.00809899	0.00798000	0.00763000	0.00875500	0.00980000	0.00880000
<b>Total</b>	<b>0.01417880</b>	<b>0.01436564</b>	<b>0.01428573</b>	<b>0.01567636</b>	<b>0.01685800</b>	<b>0.01609295</b>
<b>Industrial Vacant Land (IX)</b>						
Municipal (Minden Hills)	0.00385868	0.00405658	0.00425890	0.00438754	0.00448189	0.00461985
County (of Haliburton)	0.00222113	0.00232906	0.00239683	0.00253382	0.00257611	0.00267310
Education	0.00809899	0.00798000	0.00763000	0.00875500	0.00980000	0.00880000
<b>Total</b>	<b>0.01417880</b>	<b>0.01436564</b>	<b>0.01428573</b>	<b>0.01567636</b>	<b>0.01685800</b>	<b>0.01609295</b>
<b>Farmlands &amp; Managed Forests</b>						
<b>Farmlands (FT)</b>						
Municipal (Minden Hills)	0.00080211	0.00084325	0.00088530	0.00091204	0.00093165	0.00096033
County (of Haliburton)	0.00046171	0.00048414	0.00049823	0.00052671	0.00053550	0.00055566
Education	0.00047000	0.00044750	0.00042500	0.00040250	0.00038250	0.00038250
<b>Total</b>	<b>0.00173382</b>	<b>0.00177489</b>	<b>0.00180853</b>	<b>0.00184125</b>	<b>0.00184965</b>	<b>0.00189849</b>
<b>Managed Forests (TT)</b>						
Municipal (Minden Hills)	0.00080211	0.00084325	0.00088530	0.00091204	0.00093165	0.00096033
County (of Haliburton)	0.00046171	0.00048414	0.00049823	0.00052671	0.00053550	0.00055566
Education	0.00047000	0.00044750	0.00042500	0.00040250	0.00038250	0.00038250
<b>Total</b>	<b>0.00173382</b>	<b>0.00177489</b>	<b>0.00180853</b>	<b>0.00184125</b>	<b>0.00184965</b>	<b>0.00189849</b>

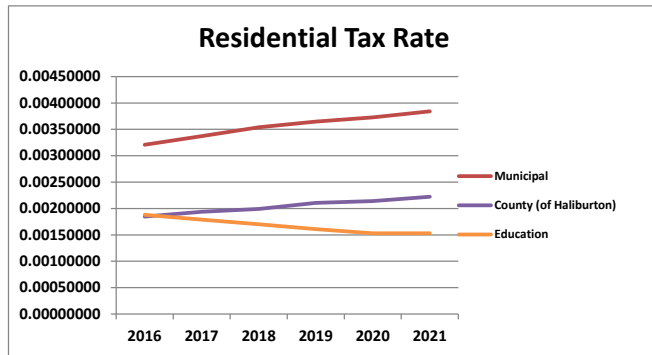
**Residential**

<b>Municipal</b>	50.58%
<b>County of Haliburton</b>	29.27%
<b>Board of Education</b>	20.15%
	<hr/>
	<b>100.00%</b>

**Commercial**

<b>Municipal</b>	32.01%
<b>County of Haliburton</b>	18.52%
<b>Board of Education</b>	49.46%
	<hr/>
	<b>100.00%</b>

Residential Rate	2016	2017	2018	2019	2020	2021
Municipal	0.00320843	0.00337298	0.00354121	0.00364817	0.00372662	0.00384133
County (of Haliburton)	0.00184683	0.00193657	0.00199292	0.00210683	0.00214199	0.00222264
Education	0.00188000	0.00179000	0.00170000	0.00161000	0.00153000	0.00153000



Commercial Rate	2016	2017	2018	2019	2020	2021
Municipal	0.00475714	0.00500112	0.00525055	0.00540914	0.00552546	0.00569554
County (of Haliburton)	0.00273830	0.00287136	0.00295490	0.00312380	0.00317593	0.00329550
Education	0.01014050	0.01083593	0.01076325	0.01030000	0.00980000	0.00880000

